

210mm

封底

封面


148mm

# SMARTRAVEL




**MAKING MOBILITY EASIER WITH  
SMARTRAVEL ECO-FRIENDLY EBIKES!**

 Shenzhen Vehicool Technology co., Ltd.

 +86-752-3322591     +86-13632508146

 sales@vehicooltech.com     vehicooltech@gmail.com

 ChengHao Tou Village, Chen Jiang Town, Huizhou City, Guangdong Province, China.

**WAREHOUSE AND FACTORY  
SPREAD OVER EU / NA /  
ASIA / OCEANIA**

**20+**

Exported countries

**4**

Production Lines

**1000+**

Sets daily output

**70+**

Instock styles






**SMARTRAVEL**


# ZM21-PRO

48KM  $\pm$  2KM ( Pure electric )  
70KM  $\pm$  2KM ( Pedal assist )

1200 W  
52 km/h

02-03



## PARAMETER

Motor	1200W
Max Torque	70N
Motor Max Efficiency	>90%
Controlle	Sine wave controller
Max Speed	52(km/h)
Battery Types	18650 Lithium Battery
Battery capacity	48V , 20.0AH
BMS	Smart BMS
Charger	AC220V / 3A(Lithium Battery Charger)
Charging time	6-8h
Driving mode	3 Mode
Max Range	48KM $\pm$ 2( Pure electric ) / 70KM $\pm$ 2KM ( Pedal assist)
Climbing capacity	25' (1 person,75kg)
Tire Size(Front/Rear)	20 inch
Product Dimensions	1830mm*640mm*1030mm
Package sized	1450mm*340mm*870mm
Wheelbase	1120mm
Quantity of each container	144 set




**SMARTRAVEL**


# ZMBR-16

42KM  $\pm$  3KM ( Pure electric )  
50KM  $\pm$  2KM ( Pedal assist )

**1200 W**  
**Top speed: 45 km/h**  
**Duration mileage:50~70Km**

04-05



## PARAMETER

<b>Motor</b>	1200W
<b>Max Torque</b>	70N
<b>Motor Max Efficiency</b>	>90%
<b>Controlle</b>	Sine wave controller
<b>Max Speed</b>	45(km/h)
<b>Battery Types</b>	18650 Lithium Battery
<b>Battery capacity</b>	48V , 17.5ah
<b>BMS</b>	Smart BMS
<b>Charger</b>	AC220V / 3A(Lithium Battery Charger)
<b>Charging time</b>	6-8h
<b>Driving mode</b>	3 Mode
<b>Max Range</b>	42KM $\pm$ 3( Pure electric) / 50KM $\pm$ 2KM ( Pedal assist)
<b>Climbing capacity</b>	25° (1 person,75kg)
<b>Tire Size(Front/Rear)</b>	20 inch
<b>Product Dimensions</b>	1580mm*640mm*920mm
<b>Package sized</b>	1450mm*340mm*840mm
<b>Wheelbase</b>	1105mm
<b>Quantity of each container</b>	156 Sets





**SMARTRAVEL**


# ZM21

48KM  $\pm$  3KM ( Pure electric )  
70KM  $\pm$  2KM ( Pedal assist )

1200 W  
52 km/h

06-07



## PARAMETER

Motor	1200W
Max Torque	70N
Motor Max Efficiency	>90%
Controlle	Sine wave controller
Max Speed	52(km/h)
Battery Types	18650 Lithium Battery
Battery capacity	48V , 20ah
BMS	Smart BMS
Charger	AC220V / 3A(Lithium Battery Charger)
Charging time	6-8h
Driving mode	3 Mode
Max Range	48KM $\pm$ 2( Pure electric ) / 70KM $\pm$ 2KM ( Pedal assist)
Climbing capacity	25' (1 person,75kg)
Tire Size(Front/Rear)	20 inch
Product Dimensions	1830mm*640mm*1030mm
Package sized	1450mm*340mm*870mm
Wheelbase	1215mm
Quantity of each container	144 Sets




 SMARTRAVEL


# DK400

42KM ± 2KM ( Pure electric )  
50KM ± 2KM ( Pedal assist )

1200 W  
47 km/h

08-09



## PARAMETER

Motor	1200W
Max Torque	70N
Motor Max Efficiency	>90%
Controlle	Sine wave controller
Max Speed	47(km/h)
Shift gear	7 or 9
Battery Types	18650 Lithium Battery
Battery capacity	48V , 12.5ah
BMS	Smart BMS
Charger	AC220V / 3A(Lithium Battery Charger)
Charging time	6-8h
Driving mode	3 Mode
Max Range	42KM ± 2( Pure electric) / 50KM ± 2KM ( Pedal assist)
Climbing capacity	25° (1 person,75kg)
Tire Size(Front/Rear)	20 inch
Product Dimensions	1830mm*640mm*1030mm
Package sized	1500mm*340mm*850mm
Wheelbase	1215mm
Quantity of each container	144 set




**SMARTRAVEL**


# ST2803

42KM  $\pm$  2KM ( Pure electric )  
50KM  $\pm$  2KM ( Pedal assist )

**350 W**  
**47 km/h**



## PARAMETER

Motor	350W
Max Torque	52N
Motor Max Efficiency	>90%
Controlle	Sine wave controller
Max Speed	47(km/h)
Shift gear	7 or 9
Battery Types	18650 Lithium Battery
Battery capacity	36V , 20.0AH
BMS	Smart BMS
Charger	AC220V / 3A(Lithium Battery Charger)
Charging time	6-8h
Driving mode	3 Mode
Max Range	42KM $\pm$ 2( Pure electric) / 50KM $\pm$ 2KM ( Pedal assist)
Climbing capacity	25' (1 person,75kg)
Tire Size(Front/Rear)	20 inch
Product Dimensions	1830mm*640mm*1030mm
Package sized	1500mm*340mm*850mm
Wheelbase	1215mm
Quantity of each container	153 set



 SMARTRAVEL

# ZM2618-R

38KM  $\pm$  2KM ( Pure electric )  
58KM  $\pm$  2KM ( Pedal assist )



750 W  
48 km/h

12-13



## PARAMETER

Motor	750W
Max Torque	60N
Motor Max Efficiency	>90%
Controlle	Sine wave controller
Max Speed	48(km/h)
Shift gear	7 or 9
Battery Types	18650 Lithium Battery
Battery capacity	48V , 15AH
BMS	Smart BMS
Charger	AC220V / 3A(Lithium Battery Charger)
Charging time	6-8h
Driving mode	3 Mode
Max Range	38KM $\pm$ 2(Pure electric) / 58KM $\pm$ 2 (Pedal assist)
Climbing capacity	25' (1 person,75kg)
Tire Size(Front/Rear)	26 inch
Product Dimensions	1885mm*635mm*1090mm
Package sized	1600mm*340mm*860mm
Wheelbase	1195mm
Quantity of each container	147 set





 SMARTRAVEL

# ZM2805-1

42KM  $\pm$  2KM ( Pure electric )  
85KM  $\pm$  2KM ( Pedal assist )



250 W  
32 km/h

14-15



## PARAMETER

Motor	250W
Max Torque	42N
Motor Max Efficiency	>90%
Controlle	Sine wave controller
Max Speed	32(km/h)
Shift gear	7 or 9
Battery Types	18650 Lithium Battery
Battery capacity	36V , 12.5AH
BMS	Smart BMS
Charger	AC220V / 3A(Lithium Battery Charger)
Charging time	5-7h
Driving mode	3 Mode
Max Range	42KM $\pm$ 2(Pure electric) / 85KM $\pm$ 2 (Pedal assist)
Climbing capacity	25' (1 person,75kg)
Tire Size(Front/Rear)	27.5 inch
Product Dimensions	1770mm*660mm*1100mm
Package sized	1480mm*260mm*760mm
Wheelbase	1120mm
Quantity of each container	240 set






 SMARTRAVEL


# ZM2805

30KM ± 2KM ( Pure electric )  
50KM ± 2KM ( Pedal assist )

250 W  
32 km/h

16-17



## PARAMETER

Motor	250W
Max Torque	42N
Motor Max Efficiency	>90%
Controlle	Sine wave controller
Max Speed	32(km/h)
Shift gear	7 or 9
Battery Types	18650 Lithium Battery
Battery capacity	36V , 12.5AH
BMS	Smart BMS
Charger	AC220V / 2A(Lithium Battery Charger)
Charging time	4-6h
Driving mode	3 Mode
Max Range	30KM ±2(Pure electric) / 50KM ±2 (Pedal assist)
Climbing capacity	25' (1 person,75kg)
Tire Size(Front/Rear)	27.5 inch
Product Dimensions	1770mm*660mm*1100mm
Package sized	1480mm*260mm*760mm
Wheelbase	1120mm
Quantity of each container	240 set




**SMARTRAVEL**


# ST2617

42KM ± 2KM ( Pure electric )  
50KM ± 2KM ( Pedal assist )

**750 W**  
**47 km/h**

18-19



## PARAMETER

Motor	750W
Max Torque	50N
Motor Max Efficiency	>90%
Controlle	Sine wave controller
Max Speed	47(km/h)
Shift gear	7 or 9
Battery Types	18650 Lithium Battery
Battery capacity	48V , 15AH
BMS	Smart BMS
Charger	AC220V / 3A(Lithium Battery Charger)
Charging time	6-8h
Driving mode	3 Mode
Max Range	42KM ± 2( Pure electric ) / 50KM ± 2KM ( Pedal assist)
Climbing capacity	25° (1 person,75kg)
Tire Size(Front/Rear)	26 inch
Product Dimensions	2010mm*635mm*1130mm
Package sized	1600mm*340mm*860mm
Wheelbase	1290mm
Quantity of each container	147 set




**SMARTRAVEL**


# ST2603

30KM ± 2KM ( Pure electric )  
41KM ± 2KM ( Pedal assist )

**350 W**  
**37 km/h**

20-21



## PARAMETER

<b>Motor</b>	350W
<b>Max Torque</b>	42N
<b>Motor Max Efficiency</b>	>90%
<b>Controlle</b>	Sine wave controller
<b>Max Speed</b>	37(km/h)
<b>Shift gear</b>	7 or 9
<b>Battery Types</b>	18650 Lithium Battery
<b>Battery capacity</b>	48V , 12.5AH
<b>BMS</b>	Smart BMS
<b>Charger</b>	AC220V / 2A(Lithium Battery Charger)
<b>Charging time</b>	4-6h
<b>Driving mode</b>	3 Mode
<b>Max Range</b>	30KM ± 2( Pure electric) / 41KM ± 2KM ( Pedal assist)
<b>Climbing capacity</b>	25" (1 person, 75kg)
<b>Tire Size(Front/Rear)</b>	26 inch
<b>Product Dimensions</b>	1830mm*630mm*1050mm
<b>Package sized</b>	1600mm*340mm*860mm
<b>Wheelbase</b>	1130mm
<b>Quantity of each container</b>	147 set



 SMARTRAVEL


# ZM2607

55KM±2KM ( Pedal assist )  
mid-drive motor

350 W  
35 km/h

22-23



## PARAMETER

Motor	350W
Max Torque	42.5N
Motor Max Efficiency	>90%
Controlle	JINGCHENG
Max Speed	35(km/h)
Shift gear	7 or 9
Battery Types	18650 Lithium Battery
Battery capacity	36V , 10AH
BMS	Smart BMS
Charger	AC220V / 2A(Lithium Battery Charger)
Charging time	5-7h
Driving mode	3 Mode
Max Range	55KM±2KM ( Pedal assist)
Climbing capacity	25° (1 person,75kg)
Tire Size(Front/Rear)	26 inch
Product Dimensions	1820mm*620mm*1010mm
Package sized	1480mm*300mm*790mm
Wheelbase	1110mm
Quantity of each container	192 set



 SMARTRAVEL


# ZM2615

55KM ± 2KM ( Pedal assist )  
mid-drive motor

350 W  
35 km/h

24-25



## PARAMETER

Motor	350W
Max Torque	42.5N
Motor Max Efficiency	>90%
Controlle	BAFANG
Max Speed	35(km/h)
Shift gear	7 or 9
Battery Types	18650 Lithium Battery
Battery capacity	36V , 10AH
BMS	Smart BMS
Charger	AC220V / 2A(Lithium Battery Charger)
Charging time	5-7h
Driving mode	3 Mode
Max Range	55KM ± 2KM ( Pedal assist)
Climbing capacity	25° (1 person, 75kg)
Tire Size(Front/Rear)	26 inch
Product Dimensions	1790mm*590*1040mm
Package sized	-
Wheelbase	1020mm
Quantity of each container	220 sets per 40HQ




 SMARTRAVEL


# ST-A26S

30KM  $\pm$  2KM ( Pure electric )  
41KM  $\pm$  2KM ( Pedal assist )

350 W  
37 km/h

26-27



## PARAMETER

Motor	350W
Max Torque	42N
Motor Max Efficiency	>90%
Controlle	Sine wave controller
Max Speed	37(km/h)
Shift gear	7 or 9
Battery Types	18650 Lithium Battery
Battery capacity	36V , 10ah
BMS	Smart BMS
Charger	AC220V / 2A(Lithium Battery Charger)
Charging time	4-6h
Driving mode	3 Mode
Max Range	30KM $\pm$ 2( Pure electric) / 41KM $\pm$ 2KM ( Pedal assist)
Climbing capacity	25° (1 person,75kg)
Tire Size(Front/Rear)	26 inch
Product Dimensions	1820mm*715mm*1100mm
Package sized	1500mm*260mm*830mm
Wheelbase	1130mm
Quantity of each container	216 set






 SMARTRAVEL


# ST2713

45KM ± 2KM ( Pedal assist )

500 W  
42 km/h

28-29



## PARAMETER

Motor	500W
Max Torque	45N
Motor Max Efficiency	>90%
Controlle	Sine wave controller
Max Speed	42(km/h)
Shift gear	7 or 9
Battery Types	18650 Lithium Battery
Battery capacity	36V , 10AH
BMS	Smart BMS
Charger	AC220V / 2A(Lithium Battery Charger)
Charging time	4-6h
Driving mode	3 Mode
Max Range	45KM ± 2KM ( Pedal assist)
Climbing capacity	25° (1 person, 75kg)
Tire Size(Front/Rear)	26 inch
Product Dimensions	1800mm*635mm*1090mm
Package sized	1480mm*260mm*780mm
Wheelbase	1110mm
Quantity of each container	240 set




**SMARTRAVEL**


# ST2613

30KM  $\pm$  2KM ( Pure electric )  
41KM  $\pm$  2KM ( Pedal assist )

**350 W**  
**37 km/h**

30-31



## PARAMETER

Motor	350W
Max Torque	42N
Motor Max Efficiency	>90%
Controlle	Sine wave controller
Max Speed	37 ( km/h )
Shift gear	7 or 9
Battery Types	18650 Lithium Battery
Battery capacity	36V , 10AH
BMS	Smart BMS
Charger	AC220V / 2A ( Lithium Battery Charger )
Charging time	4-6h
Driving mode	3 Mode
Max Range	30KM $\pm$ 2 ( Pure electric ) / 41KM $\pm$ 2 ( Pedal assist )
Climbing capacity	25' ( 1 person, 75kg )
Tire Size(Front/Rear)	26 inch
Product Dimensions	1820mm*715mm*1100mm
Package sized	1500mm*260mm*830mm
Wheelbase	1130mm
Quantity of each container	216 set




 SMARTRAVEL


# 2008-D

32KM $\pm$ 2KM ( Pure electric )  
40KM $\pm$ 2KM ( Pedal assist )

750 W  
40 km/h

32-33



## PARAMETER

Motor	750W
Max Torque	48N
Motor Max Efficiency	>90%
Controlle	Sine wave controller
Max Speed	40(km/h)
Shift gear	7 or 9
Battery Types	18650 Lithium Battery
Battery capacity	48V , 12.5AH
BMS	Smart BMS
Charger	AC220V / 3A(Lithium Battery Charger)
Charging time	4-6h
Driving mode	3 Mode
Max Range	32KM $\pm$ 2( Pure electric ) / 40KM $\pm$ 2KM ( Pedal assist)
Climbing capacity	25° (1 person,75kg)
Tire Size(Front/Rear)	20 inch
Product Dimensions	1780mm*620mm*1290mm
Package sized	1480mm*300mm*690mm
Wheelbase	1200mm
Quantity of each container	193 set




 SMARTRAVEL


# ZM207S

32KM $\pm$ 2KM ( Pure electric )  
40KM $\pm$ 2KM ( Pedal assist )

250 W  
40 km/h

34-35



## PARAMETER

Motor	250W
Max Torque	48N
Motor Max Efficiency	>90%
Controlle	Sine wave controller
Max Speed	40(km/h)
Shift gear	7 or 9
Battery Types	18650 Lithium Battery
Battery capacity	36V , 12.5AH
BMS	Smart BMS
Charger	AC220V / 3A(Lithium Battery Charger)
Charging time	4-6h
Driving mode	3 Mode
Max Range	32KM $\pm$ 2( Pure electric) / 40KM $\pm$ 2KM ( Pedal assist)
Climbing capacity	25° (1 person,75kg)
Tire Size(Front/Rear)	20 inch
Product Dimensions	1780mm*620mm*1290mm
Package sized	1480mm*300mm*690mm
Wheelbase	1200mm
Quantity of each container	220 sets





# 14' KIDS' BIKE



40-41



## PARAMETER

<b>Tire Size(Front/Rear)</b>	16 inch
<b>Product Dimensions</b>	1780mm*620mm*1290mm
<b>Package sized</b>	1480mm*300mm*690mm
<b>Wheelbase</b>	1200mm
<b>Quantity of each container</b>	450 sets each 40HQ



210mm

内页

40-41

148mm



# FX-G10 PRO



40-41



## PARAMETER

Tire Size(Front/Rear)	10Inch
Product Dimensions	1180mm*215mm* 580mm
Package sized	1180mm*215mm* 580mm
Quantity of each container	450 sets each 40HQ



210mm

内页

40-41

148mm



# MAX G30 PRO



40-41



## PARAMETER

Tire Size(Front/Rear)	10inch
Product Dimensions	1180mm*215mm* 580mm
Package sized	1180mm*215mm* 580mm
Quantity of each container	450 sets each 40HQ



210mm

内页

40-41

148mm



# FX-11 KIDS



40-41



## PARAMETER

Tire Size(Front/Rear)	10Inch
Product Dimensions	1180mm*215mm* 580mm
Package sized	1180mm*215mm* 580mm
Quantity of each container	450 sets each 40HQ



210mm

内页

40-41

148mm



# H05 PRO



40-41



## PARAMETER

<b>Tire Size(Front/Rear)</b>	10Inch
<b>Product Dimensions</b>	1180mm*215mm* 580mm
<b>Package sized</b>	1180mm*215mm* 580mm
<b>Quantity of each container</b>	450 sets each 40HQ